


HDFC BANK LIMITED
CIN : L65920MH1994PLC080618
Sandoz House, Shivasagar Estate, Dr. Annie Besant Road, Worli, Mumbai 400 018.
Website: <https://www.hdfcbank.com>, Tel.: 022- 6652 1000, Fax: 022- 2496 0739

STANDALONE FINANCIAL RESULTS FOR THE QUARTER AND YEAR ENDED MARCH 31, 2024

(₹ in crore)

Particulars	Quarter ended			Year ended	
	31.03.2024	31.12.2023	31.03.2023	31.03.2024	31.03.2023
	Audited (Refer note 6)	Unaudited	Audited (Refer note 6)	Audited	Audited
1 Interest earned (a)+(b)+(c)+(d)	71472.75	70582.61	45119.36	258340.56	161585.55
a) Interest / discount on advances / bills	58144.98	56772.58	35642.78	207220.01	127095.86
b) Income on investments	11597.75	12215.78	8376.44	44364.28	31311.16
c) Interest on balances with Reserve Bank of India and other inter-bank funds	459.64	376.07	308.65	2040.47	996.79
d) Others	1270.38	1218.18	791.49	4715.80	2181.74
2 Other Income (Refer note 9)	18166.25	11137.04	8731.18	49240.99	31214.83
3 Total Income (1)+(2)	89639.00	81719.65	53850.54	307581.55	192800.38
4 Interest expended	42395.93	42111.27	21767.53	149808.10	74743.31
5 Operating expenses (i)+(ii)	17968.83	15961.08	13462.11	63386.01	47652.09
i) Employees cost	6936.19	5351.76	4362.06	22240.21	15512.36
ii) Other operating expenses	11032.64	10609.32	9100.05	41145.80	32139.73
6 Total Expenditure (4)+(5) (excluding provisions and contingencies)	60364.76	58072.35	35229.64	213194.11	122395.40
7 Operating Profit before provisions and contingencies (3)-(6)	29274.24	23647.30	18620.90	94387.44	70404.98
8 Provisions (other than tax) and Contingencies (Refer note 12 and 13)	13511.64	4216.64	2685.37	23492.14	11919.67
9 Exceptional items	-	-	-	-	-
10 Profit from ordinary activities before tax (7)-(8)-(9)	15762.60	19430.66	15935.53	70895.30	58485.31
11 Tax Expense (Refer note 17)	(749.25)	3058.12	3888.08	10083.03	14376.60
12 Net Profit from ordinary activities after tax (10)-(11)	16511.85	16372.54	12047.45	60812.27	44108.71
13 Extraordinary items (net of tax expense)	-	-	-	-	-
14 Net Profit for the period (12)-(13)	16511.85	16372.54	12047.45	60812.27	44108.71
15 Paid up equity share capital (Face Value of ₹ 1/- each)	759.69	759.25	557.97	759.69	557.97
16 Reserves excluding revaluation reserves	-	-	-	436833.39	276574.03
17 Analytical Ratios and other disclosures:					
(i) Percentage of shares held by Government of India	Nil	Nil	Nil	Nil	Nil
(ii) Capital Adequacy Ratio	18.80%	18.39%	19.26%	18.80%	19.26%
(iii) Earnings per share (EPS) (₹) (Face Value of ₹ 1/- each):					
(a) Basic EPS before & after extraordinary items (net of tax expense) - not annualized	21.74	21.58	21.60	85.83	79.25
(b) Diluted EPS before & after extraordinary items (net of tax expense) - not annualized	21.67	21.49	21.49	85.44	78.89
(iv) NPA Ratios:					
(a) Gross NPAs	31173.32	31011.67	18019.03	31173.32	18019.03
(b) Net NPAs	8091.74	7664.10	4368.43	8091.74	4368.43
(c) % of Gross NPAs to Gross Advances	1.24%	1.26%	1.12%	1.24%	1.12%
(d) % of Net NPAs to Net Advances	0.33%	0.31%	0.27%	0.33%	0.27%
(v) Return on assets (average) - not annualized	0.49%	0.49%	0.53%	1.98%	2.07%
(vi) Net worth	427634.18	415154.14	273063.04	427634.18	273063.04
(vii) Outstanding Redeemable Preference Shares	-	-	-	-	-
(viii) Capital Redemption Reserve	-	-	-	-	-
(ix) Debt Equity Ratio	1.21	1.28	0.39	1.21	0.39
(x) Total Debts to Total Assets	18.30%	21.12%	8.38%	18.30%	8.38%
- Debt represents borrowings with residual maturity of more than one year. Total debts represents total borrowings of the Bank.					







Segment information in accordance with the RBI guidelines and Accounting Standard 17 - Segment Reporting of the operating segments of the Bank is as under:
(₹ in crore)

Particulars	Quarter ended			Year ended	
	31.03.2024	31.12.2023	31.03.2023	31.03.2024	31.03.2023
	Audited (Refer note 6)	Unaudited	Audited (Refer note 6)	Audited	Audited
1 Segment Revenue					
a) Treasury	20553.30	14664.82	9482.54	61653.66	34322.91
b) Retail Banking:	65065.26	64774.11	40160.52	233637.87	142273.15
(i) Digital Banking*	1.05	0.94	0.51	3.37	0.64
(ii) Other Retail Banking	65064.21	64773.17	40160.01	233634.50	142272.51
c) Wholesale Banking	48745.92	49743.78	27626.56	175520.23	94366.08
d) Other Banking Business	8318.92	7511.34	6977.75	30050.38	25979.31
e) Unallocated	-	-	-	-	-
Total	142683.40	136694.05	84247.37	500862.14	296941.45
Less: Inter Segment Revenue	53044.40	54974.40	30396.83	193280.59	104141.07
Income from Operations	89639.00	81719.65	53850.54	307581.55	192800.38
2 Segment Results^s					
a) Treasury	9128.25	1883.46	1043.12	14190.10	2096.49
b) Retail Banking:	426.37	5725.88	3976.48	15659.91	14163.54
(i) Digital Banking*	(0.31)	(0.29)	(0.37)	(1.23)	(0.85)
(ii) Other Retail Banking	426.68	5726.17	3976.85	15661.14	14164.39
c) Wholesale Banking	3751.15	9876.77	8559.13	32280.98	33641.99
d) Other Banking Business	2825.78	2745.95	2948.14	11104.00	9684.53
e) Unallocated	(368.95)	(801.40)	(591.34)	(2339.69)	(1101.24)
Total Profit Before Tax	15762.60	19430.66	15935.53	70895.30	58485.31
3 Segment Assets					
a) Treasury	822926.80	759245.15	641108.56	822926.80	641108.56
b) Retail Banking:	1395089.03	1362925.61	756068.77	1395089.03	756068.77
(i) Digital Banking*	51.34	54.05	40.22	51.34	40.22
(ii) Other Retail Banking	1395037.69	1362871.56	756028.55	1395037.69	756028.55
c) Wholesale Banking	1274899.43	1260248.89	973689.82	1274899.43	973689.82
d) Other Banking Business	97097.23	91673.50	80748.70	97097.23	80748.70
e) Unallocated	27610.57	18545.76	14465.63	27610.57	14465.63
Total	3617623.06	3492638.91	2466081.48	3617623.06	2466081.48
4 Segment Liabilities^s					
a) Treasury	94557.67	154374.88	73308.77	94557.67	73308.77
b) Retail Banking:	2046673.65	1912201.02	1590732.52	2046673.65	1590732.52
(i) Digital Banking*	56.18	58.12	41.66	56.18	41.66
(ii) Other Retail Banking	2046617.47	1912142.90	1590690.86	2046617.47	1590690.86
c) Wholesale Banking	973987.85	950277.47	464552.76	973987.85	464552.76
d) Other Banking Business	8212.98	7030.03	7018.64	8212.98	7018.64
e) Unallocated	53945.11	46455.70	50269.77	53945.11	50269.77
Total	3177377.26	3070339.10	2185882.46	3177377.26	2185882.46
5 Capital, Employees stock options outstanding and Reserves	440245.80	422299.81	280199.02	440245.80	280199.02
6 Total (4)+(5)	3617623.06	3492638.91	2466081.48	3617623.06	2466081.48

*Information about Digital Banking Segment reported as a sub-segment of Retail Banking Segment is related to Digital Banking Units of the Bank.

^s Segment Results and Liabilities are after considering the impact of Floating Provisions in the respective segments.

Business Segments have been identified and reported taking into account the target customer profile, the nature of products and services, the differing risks and returns, the organisation structure, the internal business reporting system and the guidelines prescribed by the RBI. The Segment Assets and Segment Liabilities exclude transfers between segments and are transfer priced on a gross basis.



**Notes :**


- 1 Statement of Assets and Liabilities is given below:

Particulars	(₹ in crore)	
	As at 31.03.2024	As at 31.03.2023
	Audited	Audited
CAPITAL AND LIABILITIES		
Capital	759.69	557.97
Employees stock options outstanding	2652.72	1067.02
Reserves and surplus	436833.39	278574.03
Deposits	2379786.28	1883394.65
Borrowings	662153.07	206765.56
Other liabilities and provisions	135437.91	95722.25
Total	3617623.06	2466081.48
ASSETS		
Cash and balances with Reserve Bank of India	178683.22	117160.77
Balances with banks and money at call and short notice	40464.19	76604.31
Investments	702414.96	517001.43
Advances	2484861.52	1600585.90
Fixed assets	11398.97	8016.55
Other assets	199800.20	146712.52
Total	3617623.06	2466081.48

- 2 Statement of Cash flow is given below:

Particulars	(₹ in crore)	
	Year ended 31.03.2024	31.03.2023
	Audited	Audited
Cash flows from operating activities:		
Profit before income tax	70895.30	58485.31
Adjustments for:		
Depreciation on fixed assets	2810.10	2242.48
(Profit) / loss on revaluation of investments	(943.49)	545.82
Amortisation of premium on held to maturity investments	844.95	851.20
Profit on sale of fixed assets	(73.82)	(8.29)
Profit on sale of investment in subsidiary	(7341.42)	-
Provision / charge for non performing assets	10774.82	11787.38
Floating provisions	10900.00	-
Provision for standard assets and contingencies	1817.33	132.27
Dividend from subsidiaries	(1332.39)	(810.98)
Employee Stock Options / Units expense	1547.40	748.90
	89898.78	73974.09
Adjustments for:		
Increase in investments	(54833.62)	(63330.89)
Increase in advances	(289444.22)	(243552.64)
Increase in deposits	339132.41	324177.21
Increase in other assets	(29225.41)	(59409.35)
(Decrease) / Increase in other liabilities and provisions	(669.24)	10930.70
	54858.70	42789.12
Direct taxes paid (net of refunds)	(19843.74)	(15475.73)
Net cash flow from operating activities	35014.96	27313.39
Cash flows from investing activities:		
Purchase of fixed assets	(3834.89)	(3280.47)
Proceeds from sale of fixed assets	96.00	40.61
Proceeds from sale of investment in subsidiary (net)	9500.67	-
Dividend from subsidiaries	1332.39	810.98
Net cash flow from / (used in) investing activities	7094.17	(2428.88)
Cash flows from financing activities:		
Proceeds from exercise of convertible equity warrants	3192.81	-
Proceeds from issue of share capital other than warrants	5249.73	3415.83
Proceeds from issue of Tier 1 and Tier 2 capital instruments	-	23000.00
Redemption of Tier 1 and Tier 2 capital instruments	-	(11477.00)
(Decrease) / Increase in other borrowings	(22275.06)	9787.61
Dividend paid during the period	(8404.42)	(8604.52)
Net cash flow (used in) / from financing activities	(22236.94)	16121.92
Effect of fluctuation in foreign currency translation reserve	101.26	431.71
Net increase in cash and cash equivalents	19973.45	41438.14
Cash and cash equivalents at the beginning of the year	193765.08	152326.94
Cash and cash equivalents acquired on amalgamation	5408.87	-
Cash and cash equivalents at the end of the year	219147.41	193765.08

Cash and cash equivalents includes Cash and balances with Reserve Bank of India and Balances with banks and money at call and short notice.





- 3 The above financial results have been approved by the Board of Directors at its meeting held on April 20, 2024. The financial results for the year ended March 31, 2024 have been subjected to an audit by the joint statutory auditors of the Bank.
- 4 These financial results have been prepared in accordance with the recognition and measurement principles laid down in Accounting Standards specified under Section 133 of the Companies Act, 2013, the relevant provisions of the Banking Regulation Act, 1949, the circulars, guidelines and directions issued by the Reserve Bank of India ("the RBI") from time to time and other accounting principles generally accepted in India, and is in compliance with the presentation and disclosure requirements of the Regulation 33 and Regulation 52 read with Regulation 63 (2) of the Securities and Exchange Board of India (Listing Obligations and Disclosure Requirements) Regulations, 2015 ("SEBI Regulations") as amended including relevant circulars issued by the SEBI from time to time.
- 5 The Bank has applied its significant accounting policies in the preparation of these financial results consistent with those followed in the annual financial statements for the year ended March 31, 2023. Any circular / direction issued by RBI is implemented prospectively when it becomes applicable, unless specifically required under that circular / direction.
- 6 The figures of the last quarter in each of the financial years are the balancing figures between audited figures in respect of the full financial year and the published year to date figures upto the end of the third quarter of the respective financial year.
- 7 The Board of Directors at its meeting held on April 20, 2024, proposed a dividend of ₹ 19.50 per share (previous year: ₹ 19.00 per share), subject to approval of the members at the ensuing Annual General Meeting. Effect of the proposed dividend has been reckoned in determining capital funds in the computation of capital adequacy ratios as at March 31, 2024 and March 31, 2023.
- 8 The Board of Directors at its meeting held on April 04, 2022, approved a composite Scheme of amalgamation ("Scheme"), for the amalgamation of: (i) erstwhile HDFC Investments Limited ("eHDFC Investments") and erstwhile HDFC Holdings Limited ("eHDFC Holdings"), with and into erstwhile Housing Development Finance Corporation Limited ("eHDFC Limited"); and thereafter (ii) eHDFC Limited into HDFC Bank Limited ("Bank"), and their respective shareholders and creditors, under Sections 230 to 232 of the Companies Act, 2013 and other applicable laws including the rules and regulations. The Scheme was approved by the shareholders at the National Company Law Tribunal ("NCLT") convened meeting of the shareholders of the Bank held on November 25, 2022. The NCLT, in accordance with Sections 230 to 232 of the Companies Act, 2013 and rules thereunder, vide its order dated March 17, 2023 sanctioned the Scheme. Upon receipt of all requisite approvals, the Bank filed form INC 28 with Registrar of Companies on July 01, 2023 and accordingly, the scheme became effective on July 01, 2023. As per the Scheme, the appointed date for the amalgamation of eHDFC Limited with and into the Bank is the same as effective date of the Scheme i.e. July 01, 2023. The results for the year ended March 31, 2024 include the operations of eHDFC Limited, eHDFC Investments and eHDFC Holdings for the period from July 01, 2023 to March 31, 2024 and hence, results for the quarter and year ended March 31, 2024 are not comparable with those of the corresponding periods of the previous year.


The amalgamation has been accounted under the 'pooling of interest' method as prescribed in Accounting Standard -14 "Accounting for amalgamation" ("AS-14"). Outstanding balances between eHDFC Limited and the Bank were eliminated as on July 01, 2023. All assets and liabilities of eHDFC Limited have been recognised by the Bank at their carrying amounts as on that date except for adjustments to bring about uniformity of accounting policies as required under AS-14. The share capital of ₹ 311.04 crore issued by the Bank as consideration pursuant to the scheme has been adjusted against the corresponding share capital of eHDFC Limited of ₹ 370.29 crore and the difference has been adjusted to Amalgamation Reserve. Further, excess of cost over face value of Investment in shares of the Bank by eHDFC Limited of ₹ 14,006.31 crore has been adjusted to Amalgamation Reserve. Consequently, the Bank has recognised a debit balance of ₹ 13,947.06 crore in the Amalgamation Reserve as a result of these adjustments.

Summarized values of assets and liabilities taken over in accordance with the terms of the Scheme is as detailed below:

Particulars	(₹ in crore)
Assets taken over	
Balances with banks and money at call and short notice	5,408.87
Investments	146,773.54
Advances	605,684.86
Fixed assets	1,442.60
Other assets	14,338.34
Total Assets (A)	773,628.21
Liabilities, reserves and surplus taken over	
Equity share warrants	265.64
Employees stock options outstanding	123.81
Reserves and surplus	111,005.85
Deposits	157,259.22
Borrowings	477,539.07
Other liabilities and provisions	27,064.33
Total Liabilities, reserves and surplus (B)	773,257.92
Net Assets C = (A-B)	370.29

Consequent upon amalgamation becoming effective, the authorised share capital of the Bank stood increased to ₹ 1,190.61 crore (11,90,61,00,000 shares of ₹ 1/- each) on account of transfer to and amalgamation / combination of authorised capital of eHDFC Limited with the authorised share capital of the Bank. In terms of the Scheme, the Bank has issued and allotted 3,11,03,96,492 equity shares to the shareholders of eHDFC Limited as on July 13, 2023, being the record date fixed by the Board of Directors as per the Scheme, in accordance with the share exchange ratio i.e. 42 equity shares of face value of ₹ 1/- each of the Bank for every 25 equity shares of face value of ₹ 2/- each of eHDFC Limited. Accordingly, the paid-up share capital of the Bank increased from ₹ 559.18 crore consisting of 5,59,17,98,806 equity shares of ₹ 1/- each to ₹ 753.76 crore consisting of 7,53,75,69,464 equity shares of ₹ 1/- each, post cancellation of 1,16,46,25,834 equity shares held by eHDFC Limited in the Bank on that date in accordance with the provisions of the Scheme.

Further, in relation to the Scheme, the Bank had made applications to the RBI seeking certain forbearances / glidepath to commence from the effective date of the amalgamation. The applications were submitted to the RBI keeping in mind that the merged entity including its subsidiaries would require to comply with the extant RBI regulations with the expectation of facilitating minimal disruption to the existing customers of the merged entity, providing smooth glidepath and enabling the merged entity to continue with the incremental flow of credit in the economy including priority sector. The RBI has granted certain forbearances / glidepath and provided clarifications to the Bank by subsequent communications, the effect of which has been incorporated in the standalone financial results for the year ended March 31, 2024. The Bank continues to engage with the RBI in this regard.





- 9 During the quarter ended March 31, 2024, in order to comply with the condition imposed by the RBI in relation to the Scheme, the Bank sold 14,01,72,180 equity shares of HDFC Credila Financial Services Ltd ('HDFC Credila'), for a consideration of ₹ 9,552.73 crore, resulting in gain of ₹ 7,341.42 crore (net of tax ₹ 5,526.26 crore). Consequent to the aforesaid sale, HDFC Credila has ceased to be a subsidiary of the Bank with effect from March 19, 2024.
- 10 During the quarter and year ended March 31, 2024, the Bank allotted 44,25,928 and 4,66,21,586 equity shares respectively pursuant to the exercise of options / units under the approved employee stock option schemes / employee stock incentive master scheme.
- 11 During the quarter and year ended March 31, 2024, the Bank allotted Nil and 2,47,75,632 equity shares respectively pursuant to exercise of convertible share warrants issued by eHDFC Limited. As a consequence, the share capital and share premium of the Bank has increased by ₹ 2.48 crore and ₹ 3,455.79 crore respectively, including money received by eHDFC Ltd at the time of allotment of share warrants.
- 12 During the quarter ended December 31, 2023, the Bank had made provision of ₹ 1,219.76 crore in respect of investments made in Alternate Investment Funds (AIFs) pursuant to the RBI circular dated December 19, 2023. Based on subsequent clarification issued by the RBI, the Bank has reassessed the provision and accordingly during the quarter, the Bank has reversed provision of ₹ 185.27 crore in respect of the investments in AIFs.
- 13 During the quarter and year ended March 31, 2024, the Bank has made a floating provision of ₹ 10,900.00 crore in line with the Board approved policy.
- 14 Details of resolution plan implemented under the Resolution Framework for COVID-19 related Stress as per RBI circulars dated August 06, 2020 (Resolution Framework 1.0) and May 05, 2021 (Resolution Framework 2.0) as at March 31, 2024 are given below:

(₹ in crore)

Type of Borrower	Exposure to accounts classified as Standard consequent to implementation of resolution plan - Position as at the end of the previous half-year i.e. September 30, 2023 (A)	Of (A), aggregate debt that slipped into NPA during the half-year ended March 31, 2024	Of (A) amount written off during the half-year ^a	Of (A) amount paid by the borrowers during the half-year	Exposure to accounts classified as Standard consequent to implementation of resolution plan - Position as at the end of this half-year i.e. March 31, 2024 ^a
Personal Loans	5,544.11	273.19	82.40	859.01	4,411.91
Corporate persons	491.83	2.29	0.63	164.30	325.24
Of which, MSMEs	89.10	0.44	0.07	31.57	57.09
Others	632.37	31.11	4.97	153.94	447.32
Total	6,668.31	306.59	88.00	1,177.25	5,184.47

^a Represents debt that slipped into NPA and was subsequently written off during the half-year ended March 31, 2024.^a Excludes other facilities to the borrowers aggregating to ₹ 498.87 crore which have not been restructured.

- 15 Details of loans transferred / acquired during the quarter ended March 31, 2024 as per RBI Master Direction on Transfer of Loan Exposures dated September 24, 2021 are given below:

(i) The Bank has not transferred any stressed loan (Non-performing asset and Special Mention Account) and loan not in default.

(ii) Details of ratings of SRs outstanding as on March 31, 2024 are given below:

(₹ in crore)


Rating	Rating Agency	Recovery rating	Gross Value of Outstanding SRs
RR4	India Ratings	25%- 50%	133.55
RR1	India Ratings	100%-150%	86.25
RR1	CRISIL	100%-150%	35.25
RR1+	India Ratings	More than 150%	0.15
RR1+	ICRA	More than 150%	0.85
RR1 ^s	Informetric	100%-150%	704.70
RR3	India Ratings	50% - 75%	41.14
Unrated			25.69
		Total	1,027.58

^s On account of amalgamation of eHDFC Limited with the Bank

(iii) The Bank has not acquired any stressed loan and loan not in default.

- 16 Other income includes commission income from non-fund based banking activities, fees, earnings from foreign exchange and derivative transactions, profit and loss (including revaluation) from investments, dividends from subsidiaries and recoveries from accounts previously written off.
- 17 Provision for tax during the quarter and year ended March 31, 2024 is net of write back of provision no longer required of ₹ 3,817.39 crore and ₹ 6,325.04 crore respectively, pursuant to favourable orders received.
- 18 The Bank has been allotted 16,13,176 equity shares of HDFC Securities Limited ('HSL') on April 15, 2024, subscribed through a rights issue for a consideration of ₹ 953.23 crore. Post the allotment, the Bank's shareholding in HSL has increased from 95.13% to 95.19%.
- 19 Figures of the previous periods have been regrouped / reclassified wherever necessary to conform to current period's classification.
- 20 ₹ 10 million = ₹ 1 crore

Place: Mumbai
Date: April 20, 2024



Sashidhar Jagdishan
Managing Director



We understand your world

HDFC BANK LIMITED

CIN : L65920MH1994PLC080618


Sandoz House, Shivsagar Estate, Dr. Annie Besant Road, Worli, Mumbai 400 018.

Website: <https://www.hdfcbank.com>, Tel.: 022-6652 1000, Fax: 022-2496 0739

CONSOLIDATED FINANCIAL RESULTS FOR THE QUARTER AND YEAR ENDED MARCH 31, 2024

(₹ in crore)

Particulars	Quarter ended			Year ended	
	31.03.2024	31.12.2023	31.03.2023	31.03.2024	31.03.2023
	Audited (Refer note 6)	Unaudited	Audited (Refer note 6)	Audited	Audited
1 Interest earned (a)+(b)+(c)+(d)	79433.61	78008.17	47548.34	283649.02	170754.05
a) Interest / discount on advances / bills	61102.68	59527.32	37873.54	217979.34	135767.33
b) Income on investments	15982.73	16573.26	8390.38	57524.80	31173.30
c) Interest on balances with Reserve Bank of India and other inter-bank funds	824.57	471.68	373.22	2634.63	1149.25
d) Others	1523.63	1435.91	911.20	5510.25	2664.17
2 Other income (a)+(b)	44957.74	37007.34	9610.50	124345.75	33912.05
a) Premium and other operating income from insurance business	22794.24	17778.49	-	57858.60	-
b) Others (Refer note 10)	22163.50	19228.85	9610.50	66487.15	33912.05
3 Total Income (1)+(2)	124391.35	115015.51	57158.84	407994.77	204666.10
4 Interest expended	43691.51	43242.37	22606.03	154138.55	77779.94
5 Operating expenses (i)+(ii)+(iii)	49127.91	45926.13	14591.03	152269.34	51533.69
i) Employees cost	9422.59	7860.20	5500.71	31023.00	20016.85
ii) Claims and benefits paid including other expenses pertaining to insurance business	27847.85	26751.68	-	78313.46	-
iii) Other operating expenses	11857.47	11314.25	9090.32	42932.88	31516.84
6 Total Expenditure (4)+(5) (excluding provisions and contingencies)	92819.42	89168.50	37197.06	306407.89	129313.63
7 Operating Profit before Provisions and contingencies (3)-(6)	31571.93	25847.01	19961.78	101586.88	75352.47
8 Provisions (other than tax) and contingencies (Refer note 13)	13810.54	4603.90	3179.09	25018.28	13854.08
9 Exceptional items	-	-	-	-	-
10 Profit from ordinary activities before tax and minority interest (7)-(8)-(9)	17761.39	21243.11	16782.69	76568.60	61498.39
11 Tax expense (Refer note 11)	(251.48)	3525.11	4148.68	11122.10	15349.69
12 Net Profit from ordinary activities after tax and before minority interest (10)-(11)	18012.87	17718.00	12634.01	65446.50	46148.70
13 Extraordinary items (net of tax expense)	-	-	-	-	-
14 Net Profit for the period before minority interest (12)-(13)	18012.87	17718.00	12634.01	65446.50	46148.70
15 Less: Minority interest	390.49	460.13	39.54	1384.46	151.59
16 Net Profit for the period (14)-(15)	17622.38	17257.87	12594.47	64062.04	45997.11
17 Paid up equity share capital (Face value of ₹ 1/- each)	759.69	759.25	557.97	759.69	557.97
18 Reserves excluding revaluation reserves	-	-	-	452982.84	287762.33
19 Analytical Ratios					
(i) Percentage of shares held by Government of India	Nil	Nil	Nil	Nil	Nil
(ii) Earnings per share (EPS) (₹) (Face value of ₹ 1/- each):					
(a) Basic EPS before & after extraordinary items (net of tax expense) - not annualized	23.20	22.74	22.58	90.42	82.64
(b) Diluted EPS before & after extraordinary items (net of tax expense) - not annualized	23.12	22.65	22.46	90.01	82.27





Consolidated Segment information in accordance with the RBI guidelines and Accounting Standard 17 - Segment Reporting of the operating segments of the Group is as under:

Particulars	Quarter ended			Year ended	
	31.03.2024	31.12.2023	31.03.2023	31.03.2024	31.03.2023
	Audited (Refer note 6)	Unaudited	Audited (Refer note 6)	Audited	Audited
1 Segment Revenue					
a) Treasury	20553.3	14664.82	9482.54	61653.66	34322.91
b) Retail Banking:	65065.26	64774.11	40160.52	233637.87	142273.15
(i) Digital Banking*	1.05	0.94	0.51	3.37	0.64
(ii) Other Retail Banking	65064.21	64773.17	40160.01	233634.50	142272.51
c) Wholesale Banking	48745.92	49743.78	27626.56	175520.23	94366.08
d) Other Banking Business	8318.92	7511.34	6977.75	30050.38	25979.31
e) Insurance Business**	31001.94	29862.25	-	86877.22	-
f) Others^	3750.41	3433.61	3,308.30	13536.00	11865.74
g) Unallocated	-	-	-	-	-
Total	177435.75	169989.91	87555.67	601275.36	308807.19
Less: Inter Segment Revenue	53044.40	54974.40	30396.83	193280.59	104141.09
Income from Operations	124391.35	115015.51	57158.84	407994.77	204666.10
2 Segment Results***					
a) Treasury	9128.25	1883.46	1043.12	14190.10	2096.49
b) Retail Banking:	426.37	5725.88	3976.48	15659.91	14163.54
(i) Digital Banking*	(0.31)	(0.29)	(0.37)	(1.23)	(0.85)
(ii) Other Retail Banking	426.68	5726.17	3976.85	15661.14	14164.39
c) Wholesale Banking	3751.15	9876.77	8559.13	32280.98	33641.99
d) Other Banking Business	2825.78	2745.95	2948.14	11104.00	9684.53
e) Insurance Business**	1320.19	1361.02	-	3321.30	-
f) Others^	678.60	451.43	847.17	2352.00	3013.10
g) Unallocated	(368.95)	(801.40)	(591.35)	(2339.69)	(1101.26)
Total Profit Before Tax and Minority Interest	17761.39	21243.11	16782.69	76568.60	61498.39
3 Segment Assets					
a) Treasury	822926.80	759245.15	641108.56	822926.80	641108.56
b) Retail Banking:	1395089.03	1362925.61	756068.77	1395089.03	756068.77
(i) Digital Banking*	51.34	54.05	40.22	51.34	40.22
(ii) Other Retail Banking	1395037.69	1362871.56	756028.55	1395037.69	756028.55
c) Wholesale Banking	1274899.43	1260248.89	973689.82	1274899.43	973689.82
d) Other Banking Business	97097.23	91673.50	80748.70	97097.23	80748.70
e) Insurance Business**	322984.00	307522.13	-	322984.00	-
f) Others^	89587.20	81664.70	64350.96	89587.20	64350.96
g) Unallocated	27610.57	18545.76	14465.63	27610.57	14465.63
Total	4030194.26	3881825.74	2530432.44	4030194.26	2530432.44
4 Segment Liabilities***					
a) Treasury	94557.67	154374.88	73308.77	94557.67	73308.77
b) Retail Banking:	2046673.65	1912201.02	1590732.52	2046673.65	1590732.52
(i) Digital Banking*	56.18	58.12	41.66	56.18	41.66
(ii) Other Retail Banking	2046617.47	1912142.90	1590690.86	2046617.47	1590690.86
c) Wholesale Banking	973987.85	950277.47	464552.76	973987.85	464552.76
d) Other Banking Business	8212.98	7030.03	7018.64	8212.98	7018.64
e) Insurance Business**	311998.00	296060.32	-	311998.00	-
f) Others^	71040.35	65080.06	54252.22	71040.35	54252.22
g) Unallocated	53945.11	46455.70	50269.77	53945.11	50269.77
Total	3560415.61	3431479.49	2240134.68	3560415.61	2240134.68
5 Capital, Employees stock options outstanding, Reserves and Minority Interest	469778.65	450346.25	290297.76	469778.65	290297.76
6 Total (4)+(5)	4030194.26	3881825.74	2530432.44	4030194.26	2530432.44


*Information about Digital Banking Segment reported as a sub-segment of Retail Banking Segment is related to Digital Banking Units of the Bank.

**Includes the operations of HDFC Life Insurance Company Limited (consolidated) and HDFC ERGO General Insurance Company Limited.

***Segment Results and Liabilities are after considering the impact of Floating Provisions in the respective segments.

^ Includes the operations of the consolidated entities of the Bank, not covered in any of the above segments.

Business Segments have been identified and reported taking into account the target customer profile, the nature of products and services, the differing risks and returns, the organisation structure, the internal business reporting system and the guidelines prescribed by the RBI. The Segment Assets and Segment Liabilities exclude transfers between segments and are transfer priced on a gross basis.



**Notes :**

1 Consolidated Statement of Assets and Liabilities is given below:

Particulars	(₹ in crore)	
	As at	As at
	31.03.2024	31.03.2023
	Audited	Audited
CAPITAL AND LIABILITIES		
Capital	759.69	557.97
Employees stock options outstanding	2652.72	1117.20
Reserves and surplus	452982.84	287762.33
Minority interest	13383.40	860.26
Deposits	2376887.28	1882663.25
Borrowings	730615.46	256548.66
Other liabilities and provisions	174832.07	100922.77
Policyholders' funds	278080.80	-
Total	4030194.26	2530432.44
ASSETS		
Cash and balances with Reserve Bank of India	178718.67	117189.28
Balances with banks and money at call and short notice	50115.84	79958.53
Investments	1005681.63	511581.71
Advances	2565891.41	1661949.29
Fixed assets	12603.76	8282.56
Other assets	217182.95	151322.28
Goodwill on consolidation	-	148.79
Total	4030194.26	2530432.44

2 Consolidated Statement of Cashflow is given below:

Particulars	(₹ in crore)	
	Year ended	
	31.03.2024	31.03.2023
	Audited	Audited
Cash flows from operating activities:		
Consolidated profit before income tax and after minority interest	75184.14	61346.80
Adjustment for :		
Depreciation on fixed assets	3092.08	2345.47
(Profit) / loss on revaluation of investments	(6957.14)	545.82
Amortisation of premium on held to maturity investments	966.09	851.20
Profit on sale of fixed assets	(75.36)	(8.05)
Profit on sale of investment in subsidiary	(7341.42)	-
Provision / charge for non performing assets	12540.05	13561.19
Floating provisions	10900.00	-
Provision for standard assets and contingencies	1578.23	292.89
Employee stock options / units expense	1731.73	787.06
	91618.40	79722.38
Adjustments for :		
Increase in investments	(88411.63)	(64182.03)
Increase in advances	(309210.70)	(254569.45)
Increase in deposits	336964.81	324660.22
Increase in other assets	(31197.26)	(58909.79)
Increase in other liabilities and provisions	6420.40	10459.86
Increase in policyholders' funds	35728.16	-
	41912.18	37181.19
Direct taxes paid (net of refunds)	(22842.84)	(16367.49)
Net cash flow from operating activities	19069.34	20813.70
Cash flows from investing activities:		
Purchase of fixed assets	(4286.72)	(3466.57)
Proceeds from sale of fixed assets	99.82	42.68
Proceeds from sale of investment in subsidiary (net)	9500.67	-
Net cash flow from / (used in) investing activities	5313.77	(3423.89)
Cash flows from financing activities:		
Increase in minority interest	1201.66	198.96
Proceeds from exercise of convertible equity warrants	3192.81	-
Proceeds from issue of share capital (other than exercise of warrants)	5249.73	3415.83
Proceeds from issue of Tier 1 and Tier 2 capital instruments	2350.00	23000.00
Redemption of Tier 1 and Tier 2 capital instruments	(230.00)	(12077.00)
(Decrease) / Increase in other borrowings	(7342.84)	18007.29
Dividend paid during the year	(8404.42)	(8604.52)
Net cash flow from / (used in) financing activities	(3983.06)	23940.56
Effect of change in foreign currency translation reserve	104.94	431.71
Net increase in cash and cash equivalents	20504.99	41762.08
Cash and cash equivalents at the beginning of the year	197147.81	155385.73
Cash and cash equivalents acquired on amalgamation	11181.71	-
Cash and cash equivalents at the end of the year	228834.51	197147.81

Cash and cash equivalents includes cash and balances with the RBI and balances with banks and money at call & short notice.




- 3 The above financial results represent the consolidated financial results of HDFC Bank Limited, its subsidiaries (together referred to as the 'Group') and HDB Employee Welfare Trust. These financial results have been approved by the Board of Directors at its meeting held on April 20, 2024. The financial results for the year ended March 31, 2024 have been subjected to an audit by the joint statutory auditors of the Bank.
- 4 These financial results have been prepared in accordance with the recognition and measurement principles laid down in Accounting Standard specified under Section 133 of the Companies Act, 2013, the relevant provisions of the Banking Regulation Act, 1949, the circulars, guidelines and direction issued by the Reserve Bank of India ('the RBI') from time to time, the Insurance Regulatory and Development Authority of India ('the IRDAI') (Preparation of Financial Statements and Auditors Report of Insurance companies) Regulations, 2002 ("IRDAI Guidelines") to the extent applicable for insurance entities and other accounting principles generally accepted in India and is in compliance with the presentation and disclosure requirements of the Regulation 33 of the Securities and Exchange Board of India (Listing Obligations and Disclosure Requirements) Regulations, 2015 ("SEBI Regulations") as amended including relevant circulars issued by the SEBI from time to time.
- 5 The Group has applied significant accounting policies in preparation of these consolidated financial results consistent with those followed in the annual consolidated financial statements for the year ended March 31, 2023, amended in respect of insurance entities and other subsidiaries (refer note 9) acquired as a part of amalgamation of erstwhile Housing Development Finance Corporation Limited ("eHDFC Limited") with and into HDFC Bank Limited. Any circular / direction issued by the RBI is implemented prospectively when it becomes applicable, unless specifically required under that circular / direction.
- 6 The figures of the last quarter in each of the financial years are the balancing figures between audited figures in respect of the full financial year and the published year to date figures upto the end of the third quarter of the respective financial year.
- 7 The Board of Directors at its meeting held on April 20, 2024, proposed a dividend of ₹ 19.50 per share (previous year: ₹19.00 per share), subject to approval of the members at the ensuing Annual General Meeting. Effect of the proposed dividend has been reckoned in determining capital funds in the computation of capital adequacy ratios as at March 31, 2024 and March 31 2023.
- 8 The Board of Directors at its meeting held on April 04, 2022, approved a composite Scheme of amalgamation ("Scheme"), for the amalgamation of: (i) erstwhile HDFC Investments Limited ("eHDFC Investments") and erstwhile HDFC Holdings Limited ("eHDFC Holdings"), with and into erstwhile Housing Development Finance Corporation Limited ("eHDFC Limited"); and thereafter (ii) eHDFC Limited into HDFC Bank Limited ("Bank"), and their respective shareholders and creditors, under Sections 230 to 232 of the Companies Act, 2013 and other applicable laws including the rules and regulations. The Scheme was approved by the shareholders at the National Company Law Tribunal ("NCLT") convened meeting of the shareholders of the Bank held on November 25, 2022. The NCLT, in accordance with Sections 230 to 232 of the Companies Act, 2013 and rules thereunder, vide its order dated March 17, 2023 sanctioned the Scheme. Upon receipt of all requisite approvals, the Bank filed form INC 28 with Registrar of Companies on July 01, 2023 and accordingly, the scheme became effective on July 01, 2023. As per the Scheme, the appointed date for the amalgamation of eHDFC Limited with and into the Bank is the same as effective date of the Scheme i.e. July 01, 2023. The results for the year ended March 31, 2024 include the operations of eHDFC Limited, eHDFC Investments and eHDFC Holdings and their subsidiaries for the period from July 01, 2023 to March 31, 2024 and hence results for the quarter and year ended March 31, 2024 are not comparable with those of the corresponding periods of the previous year.
- The amalgamation has been accounted under the 'pooling of interest' method as prescribed in Accounting Standard -14 "Accounting for amalgamation" ("AS-14"). Outstanding balances between eHDFC Limited and the Bank were eliminated as on July 01, 2023. All assets and liabilities of eHDFC Limited have been recognised by the Bank at their carrying amounts as on that date except for adjustments to bring about uniformity of accounting policies as required under AS-14. The share capital of ₹ 311.04 crore issued by the Bank as consideration pursuant to the scheme has been adjusted against the corresponding share capital of eHDFC Limited of ₹ 370.29 crore and the difference has been adjusted to Amalgamation Reserve. Further, excess of cost over face value of Investment in shares of the Bank by eHDFC Limited of ₹ 14,006.31 crore has been adjusted to Amalgamation Reserve. Consequently, the Bank has recognised a debit balance of ₹ 13,947.06 crore in the Amalgamation Reserve as a result of these adjustments.

Summarized values of assets and liabilities taken over in accordance with the terms of the Scheme is as detailed below:

Particulars	(₹ in crore)
Assets taken over	
Balances with banks and money at call and short notice	5,408.87
Investments	1,46,773.54
Advances	6,05,664.86
Fixed assets	1,442.60
Other assets	14,338.34
Total assets (A)	7,73,628.21
Liabilities, reserves and surplus taken over	
Equity share warrants	265.64
Reserves and surplus	1,11,129.66
Deposits	1,57,259.22
Borrowings	4,77,539.07
Other liabilities and provisions	27,064.33
Total Liabilities, reserves and surplus (B)	7,73,257.92
Net Assets C = (A-B)	370.29

Consequent upon amalgamation becoming effective, the authorised share capital of the Bank stood increased to ₹ 1,190.61 crore (11,90,61,00,000 shares of ₹ 1/- each) on account of transfer to and amalgamation / combination of authorised capital of eHDFC Limited with the authorised share capital of the Bank. In terms of the Scheme, the Bank has issued and allotted 3,11,03,96,492 equity shares to the shareholders of eHDFC Limited as on July 13, 2023, being the record date fixed by the Board of Directors as per the Scheme, in accordance with the share exchange ratio i.e. 42 equity shares of face value of ₹ 1/- each of the Bank for every 25 equity shares of face value of ₹ 2/- each of eHDFC Limited. Accordingly, the paid-up share capital of the Bank increased from ₹ 559.18 crore consisting of 5,59,17,98,806 equity shares of ₹ 1/- each to ₹ 753.76 crore consisting of 7,53,75,69,464 equity shares of ₹ 1/- each, post cancellation of 1,16,46,25,834 equity shares held by eHDFC Limited in the Bank on that date in accordance with the provisions of the Scheme.





Further, in relation to the Scheme, the Bank had made applications to the RBI seeking certain forbearances / glidepath to commence from the effective date of the merger. The applications were submitted to the RBI keeping in mind that the merged entity including its subsidiaries would require to comply with the extant RBI regulations with the expectation of facilitating minimal disruption to the existing customers of the merged entity, providing smooth glidepath and enabling the merged entity to continue with the incremental flow of credit in the economy including priority sector. The RBI has granted certain forbearances / glidepath and provided clarifications to the Bank by subsequent communications, the effect of which has been incorporated in the financial results for the year ended March 31, 2024. The Bank continues to engage with the RBI in this regard.

- 9 Upon scheme becoming effective from July 01, 2023, the following entities (subsidiaries of eHDFC Limited) became the subsidiaries of the Bank. Consequently, the opening balances as on July 01, 2023 are shown as "Addition on amalgamation".


Name of the entity	Relationship
HDFC Life Insurance Company Limited	Direct Subsidiary
<i>HDFC International Life and Re Company Limited</i>	Indirect Subsidiary
<i>HDFC Pension Management Company Limited</i>	Indirect Subsidiary
HDFC Asset Management Company Limited	Direct Subsidiary
<i>HDFC AMC International (IFSC) Limited</i>	Indirect Subsidiary
HDFC ERGO General Insurance Company Limited	Direct Subsidiary
HDFC Sales Private Limited	Direct Subsidiary
HDFC Capital Advisors Limited	Direct Subsidiary
HDFC Trustee Company Limited	Direct Subsidiary
HDFC Credila Financial Services Limited ('HDFC Credila') (up to March 19, 2024)	Direct Subsidiary
HDFC Education and Development Services Private Limited (HDFC Edu')	Direct Subsidiary
Griha Pte Limited	Direct Subsidiary
Griha Investments	Direct Subsidiary

The Bank has not consolidated, HDFC Credila and HDFC Edu, its wholly owned subsidiaries, as the control is intended to be temporary and these subsidiaries are held exclusively with a view to dispose off in the near future (as directed by RBI) on the date of their acquisition. Subsequently, the Bank has diluted its holding in HDFC Credila to 9.99% as on the Balance sheet date. The consolidation of the remaining subsidiaries resulted into capital reserve of ₹ 3,438.82 crore (net of goodwill of ₹ 340.18 crore).

- 10 During the quarter ended March 31, 2024, in order to comply with the condition imposed by the RBI in relation to the Scheme, the Bank sold 14,01,72,180 equity shares of HDFC Credila Financial Services Ltd ('HDFC Credila'), for a consideration of ₹ 9,552.73 crore, resulting in gain of ₹ 7,341.42 crore (net of tax ₹ 5,526.26 crore). Consequent to the aforesaid sale, HDFC Credila has ceased to be a subsidiary of the Bank with effect from March 19, 2024.
- 11 Provision for tax during the quarter and year ended March 31, 2024 is net of write back of provision no longer required of ₹ 3,817.39 crore and ₹ 6,325.04 crore respectively pursuant to favourable orders received by the Bank.
- 12 The Bank has been allotted 16,13,176 equity shares of HDFC Securities Limited ('HSL') on April 15, 2024, subscribed through a rights issue for a consideration of ₹ 953.23 crore. Post this acquisition, the Bank's shareholding in HSL has increased from 95.13% to 95.19%.
- 13 During the quarter and year ended March 31, 2024, the Bank has made a floating provision of ₹ 10,900.00 crore in line with the Board approved policy.
- 14 In accordance with the RBI guidelines, banks are required to make consolidated Pillar 3 disclosures including leverage ratio, liquidity coverage ratio and net stable funding ratio under the Basel III Framework. These disclosures would be available on the Bank's website at the following link: <https://www.hdfcbank.com/personal/resources/regulatory-disclosures>. The disclosures have not been subjected to audit or review by the statutory auditors.
- 15 Figures of the previous periods have been regrouped / reclassified wherever necessary to conform to current period's classification.
- 16 ₹ 10 million = ₹ 1 crore

Place: Mumbai
Date: April 20, 2024

Sashidhar Jagdishan
Managing Director



M M Nissim & Co LLP
Chartered Accountants
Barodawala Mansion
3rd floor, 81, Dr. Annie Besant Road,
Worli, Mumbai – 400018

Price Waterhouse LLP
Chartered Accountants
NESCO, IT Building III,
8th Floor, NESCO IT Park,
Goregaon (East), Mumbai – 400063

Independent Auditor's Report on Standalone Financial Results for the year ended March 31, 2024 of HDFC Bank Limited pursuant to Regulation 33 and Regulation 52 read with Regulation 63(2) of the Securities and Exchange Board of India (Listing Obligations and Disclosure Requirements) Regulations, 2015

To
The Board of Directors
HDFC Bank Limited


Report on the Audit of the Standalone Financial Results

Opinion

1. We have audited the accompanying Standalone Financial Results of HDFC Bank Limited (hereinafter referred to as “the Bank”) for the year ended March 31, 2024, the Statement of Assets and Liabilities as on that date and the Statement of Cash Flow for the year ended on that date which are included in the accompanying ‘Standalone Financial Results for Quarter and Year ended March 31, 2024’ (the “Standalone Financial Results”), being submitted by the Bank pursuant to the requirement of Regulation 33 and Regulation 52 read with Regulation 63(2) of the SEBI (Listing Obligations and Disclosure Requirements) Regulations, 2015, as amended (the “Listing Regulations”).
2. In our opinion and to the best of our information and according to the explanations given to us, the Standalone Financial Results:
 - (i) are presented in accordance with the requirements of Regulation 33 and Regulation 52 read with Regulation 63(2) of the Listing Regulations in this regard; and
 - (ii) give a true and fair view in conformity with the recognition and measurement principles laid down in the applicable accounting standards prescribed under Section 133 of the Companies Act, 2013 (the “Act”) read with relevant rules issued thereunder, the relevant provisions of the Banking Regulation Act, 1949, the circulars, guidelines and directions issued by the Reserve Bank of India (RBI) from time to time (“RBI guidelines”) and other accounting principles generally accepted in India, of the net profit and other financial information for the year ended March 31, 2024 and also the Statement of Assets and Liabilities as at March 31, 2024 and the Statement of Cash Flow for the year ended on that date.

Basis for Opinion

3. We conducted our audit in accordance with the Standards on Auditing (SAs) specified under Section 143(10) of the Act and other applicable authoritative pronouncements issued by the Institute of Chartered Accountants of India (“ICAI”). Our responsibilities under those Standards are further described in the ‘Auditor’s Responsibilities for the Audit of the Standalone Financial Results’ section of our report. We are independent of the Bank in accordance with the Code of Ethics issued by the ICAI together with the ethical requirements that are relevant to our audit of the Standalone Financial Results, and we have fulfilled our other ethical responsibilities in accordance with these requirements and the Code of Ethics. We believe that the audit evidence we have obtained is sufficient and appropriate to provide a basis for our opinion.



M M Nissim & Co LLP
Chartered Accountants
Barodawala Mansion
3rd floor, 81, Dr. Annie Besant Road,
Worli, Mumbai – 400018

Price Waterhouse LLP
Chartered Accountants
NESCO, IT Building III,
8th Floor, NESCO IT Park,
Goregaon (East), Mumbai – 400063

Emphasis of Matter


4. We draw attention to Note 8 to the Standalone Financial Results in respect of the composite scheme for the amalgamation of (i) erstwhile HDFC Investments Limited and erstwhile HDFC Holdings Limited into and with erstwhile Housing Development Finance Corporation Limited (“erstwhile HDFC Limited”) and (ii) erstwhile HDFC Limited into and with the Bank, (the “Scheme”) and the related communications from the RBI. The Scheme was approved by National Company Law Tribunal (NCLT) vide its order dated March 17, 2023 and was filed with Registrar of Companies (“RoC”) on July 1, 2023 and has been given effect to in the Standalone Financial Results as set out in the aforesaid note. Our opinion is not modified in respect of this matter.

Board of Directors’ Responsibilities for the Standalone Financial Results

5. These Standalone Financial Results have been compiled from the Standalone Financial Statements. The Bank’s Board of Directors are responsible for the preparation of these Standalone Financial Results that give a true and fair view of the net profit and other financial information, the Statement of Assets and Liabilities and the Statement of Cash Flow in accordance with the recognition and measurement principles laid down in Accounting Standards prescribed under Section 133 of the Act read with relevant rules issued thereunder, the RBI guidelines and other accounting principles generally accepted in India and in compliance with Regulation 33 and Regulation 52 read with Regulation 63(2) of the Listing Regulations. This responsibility also includes maintenance of adequate accounting records in accordance with the provisions of the Banking Regulation Act, 1949 for safeguarding of the assets of the Bank and for preventing and detecting frauds and other irregularities; selection and application of appropriate accounting policies; making judgments and estimates that are reasonable and prudent; and design, implementation and maintenance of adequate internal financial controls that were operating effectively for ensuring the accuracy and completeness of the accounting records, relevant to the preparation and presentation of the Standalone Financial Results that give a true and fair view and are free from material misstatement, whether due to fraud or error.
6. In preparing the Standalone Financial Results, the Board of Directors are responsible for assessing the Bank’s ability to continue as a going concern, disclosing, as applicable, matters related to going concern and using the going concern basis of accounting unless the Board of Directors either intends to liquidate the Bank or to cease operations, or has no realistic alternative but to do so.
7. The Board of Directors are also responsible for overseeing the Bank’s financial reporting process.

Auditor’s Responsibilities for the Audit of the Standalone Financial Results

8. Our objectives are to obtain reasonable assurance about whether the Standalone Financial Results as a whole are free from material misstatement, whether due to fraud or error, and to issue an auditor’s report that includes our opinion. Reasonable assurance is a high level of assurance, but is not a guarantee that an audit conducted in accordance with SAs will always detect a material misstatement when it exists. Misstatements can arise from fraud or error and are considered material if, individually or in the aggregate, they could reasonably be expected to influence the economic decisions of users taken on the basis of these Standalone Financial Results.
9. As part of an audit in accordance with SAs, we exercise professional judgment and maintain professional scepticism throughout the audit. We also:
 - Identify and assess the risks of material misstatement of the Standalone Financial Results, whether due to fraud or error, design and perform audit procedures responsive to those risks, and obtain audit evidence that is sufficient and appropriate to provide a basis for our opinion. The risk of not detecting a material misstatement resulting from fraud is higher than for one resulting from error,



M M Nissim & Co LLP
Chartered Accountants
Barodawala Mansion
3rd floor, 81, Dr. Annie Besant Road,
Worli, Mumbai – 400018


Price Waterhouse LLP
Chartered Accountants
NESCO, IT Building III,
8th Floor, NESCO IT Park,
Goregaon (East), Mumbai – 400063

as fraud may involve collusion, forgery, intentional omissions, misrepresentations, or the override of internal control.

- Obtain an understanding of internal control relevant to the audit in order to design audit procedures that are appropriate in the circumstances. Under Section 143(3)(i) of the Act, we are also responsible for expressing our opinion on whether the Bank has adequate internal financial controls with reference to Standalone Financial Statements in place and the operating effectiveness of such controls.
 - Evaluate the appropriateness of accounting policies used and the reasonableness of accounting estimates and related disclosures made by the Board of Directors.
 - Conclude on the appropriateness of the Board of Directors' use of the going concern basis of accounting and, based on the audit evidence obtained, whether a material uncertainty exists related to events or conditions that may cast significant doubt on the Bank's ability to continue as a going concern. If we conclude that a material uncertainty exists, we are required to draw attention in our auditor's report to the related disclosures in the Standalone Financial Results or, if such disclosures are inadequate, to modify our opinion. Our conclusions are based on the audit evidence obtained up to the date of our auditor's report. However, future events or conditions may cause the Bank to cease to continue as a going concern.
 - Evaluate the overall presentation, structure and content of the Standalone Financial Results, including the disclosures, and whether the Standalone Financial Results represent the underlying transactions and events in a manner that achieves fair presentation.
10. We communicate with those charged with governance regarding, among other matters, the planned scope and timing of the audit and significant audit findings, including any significant deficiencies in internal control that we identify during our audit.
11. We also provide those charged with governance with a statement that we have complied with relevant ethical requirements regarding independence, and to communicate with them all relationships and other matters that may reasonably be thought to bear on our independence, and where applicable, related safeguards.

Other Matter

12. The special purpose financial information of erstwhile HDFC Limited as at the day beginning of July 1, 2023 (i.e. the appointed and effective date for the Scheme) considered to give effect to the scheme as on that date was audited by other auditors, whose report expressing an unmodified opinion thereon, has been furnished to us by the Management.
13. The Standalone Financial Results include the results for the quarter ended March 31, 2024 being the balancing figures between the audited figures in respect of the full financial year and the published Standalone unaudited year to date figures up to the third quarter of the current financial year, which were neither subject to limited review nor audited by us.




M M Nissim & Co LLP
Chartered Accountants
Barodawala Mansion
3rd floor, 81, Dr. Annie Besant Road,
Worli, Mumbai – 400018

Price Waterhouse LLP
Chartered Accountants
NESCO, IT Building III,
8th Floor, NESCO IT Park,
Goregaon (East), Mumbai – 400063

14. The Standalone Financial Results dealt with by this report have been prepared for the express purpose of filing with National Stock Exchange of India Limited and BSE India Limited. These results are based on and should be read with the Audited Standalone Financial Statements of the Bank, for the year ended March 31, 2024 on which we have issued an unmodified audit opinion vide our report dated April 20, 2024.

Our opinion on the Standalone Financial Results is not modified in respect of above matters.


For M M Nissim & Co LLP
Chartered Accountants
Firm Registration Number: 107122W/W100672




Sanjay Khemani
Partner
Membership Number: 044577
UDIN: 24044577BKFGRW5658
Place: Mumbai
Date: April 20, 2024



For Price Waterhouse LLP
Chartered Accountants
Firm Registration Number: 301112E/E300264



Sharad Vasant
Partner
Membership Number: 101119
UDIN: 24101119BKFOAP8111
Place: Mumbai
Date: April 20, 2024



M M Nissim & Co LLP
Chartered Accountants
Barodawala Mansion
3rd floor, 81, Dr. Annie Besant Road,
Worli, Mumbai – 400018

Price Waterhouse LLP
Chartered Accountants
NESCO, IT Building III,
8th Floor, NESCO IT Park,
Goregaon (East), Mumbai – 400063


Independent Auditor's Report on Consolidated Financial Results for the year ended March 31, 2024 of HDFC Bank Limited pursuant to Regulation 33 of the Securities and Exchange Board of India (Listing Obligations and Disclosure Requirements) Regulations, 2015

To
The Board of Directors
HDFC Bank Limited

Report on the Audit of the Consolidated Financial Results

Opinion

1. We have audited the accompanying Statement of Consolidated Financial Results of HDFC Bank Limited (hereinafter referred to as the "Parent" or the "Bank") and its subsidiaries (the Parent and its subsidiaries together referred to as "the Group") and the Employee Welfare Trust for the year ended March 31, 2024, the Consolidated Statement of Assets and Liabilities as on that date and the Consolidated Statement of Cashflow for the year ended on that date (the "Consolidated Financial Results") which are included in the accompanying "Consolidated Financial Results for the quarter and year ended March 31, 2024", being submitted by the Bank pursuant to the requirement of Regulation 33 of the SEBI (Listing Obligations and Disclosure Requirements) Regulations, 2015, as amended (the "Listing Regulations") except for the disclosures relating to Pillar 3 under Basel III Capital Regulations as at March 31, 2024, including leverage ratio and liquidity coverage ratio that have not been audited by us, but those would be disclosed on the Bank's website and in respect of which a link has been provided in the Consolidated Financial Results.
2. In our opinion and to the best of our information and according to the explanations given to us, and based on the consideration of the reports of the other auditors on separate audited financial information of subsidiaries and the Employee Welfare Trust, the Consolidated Financial Results :
 - a. includes the financial results of entities listed in Annexure I ;
 - b. are presented in accordance with the requirements of Regulation 33 of the Listing Regulations, except for the disclosures relating to Pillar 3 under Basel III Capital Regulations as a March 31, 2024, including leverage ratio and liquidity coverage ratio that have not been audited by us, but those would be disclosed on the Bank's website and in respect of which a link has been provided in the Consolidated Financial Results; and
 - c. gives a true and fair view, in conformity with the recognition and measurement principles laid down in the applicable accounting standards prescribed under Section 133 of the Companies Act, 2013 ('the Act'), read with relevant rules issued thereunder, the relevant provisions of the Banking Regulation Act, 1949, the circulars, guidelines and directions issued by the Reserve Bank of India ('RBI') from time to time ('RBI Guidelines') and other accounting principles generally accepted in India, of the consolidated net profit and other financial information of the Group and the Employee Welfare Trust for the year ended March 31, 2024 and also the Consolidated Statement of Assets and Liabilities as at March 31, 2024 and the Consolidated Statement of Cashflow for the year ended on that date.



M M Nissim & Co LLP
Chartered Accountants
Barodawala Mansion
3rd floor, 81, Dr. Annie Besant Road,
Worli, Mumbai – 400018

Price Waterhouse LLP
Chartered Accountants
NESCO, IT Building III,
8th Floor, NESCO IT Park,
Goregaon (East), Mumbai – 400063

Basis for Opinion


3. We conducted our audit in accordance with the Standards on Auditing (SAs) specified under Section 143(10) of the Act and other applicable authoritative pronouncements issued by the Institute of Chartered Accountants of India (“ICAI”). Our responsibilities under those Standards are further described in the “Auditor’s Responsibilities for the Audit of the Consolidated Financial Results” section of our report. We are independent of the Group and the Employee Welfare Trust in accordance with the Code of Ethics issued by the ICAI together with the ethical requirements that are relevant to our audit of the Consolidated Financial Results, and we have fulfilled our other ethical responsibilities in accordance with these requirements and the Code of Ethics. We believe that the audit evidence obtained by us and other auditors in terms of their reports referred to in sub-paragraph 13 to 15 of the “Other Matter” section below, is sufficient and appropriate to provide a basis for our opinion.

Emphasis of Matter

4. We draw attention to Note 8 to the Consolidated Financial Results in respect of the composite scheme for the amalgamation of (i) erstwhile HDFC Investments Limited and erstwhile HDFC Holdings Limited into and with erstwhile Housing Development Finance Corporation Limited (“erstwhile HDFC Limited”), and (ii) erstwhile HDFC Limited into and with the Bank (the “Scheme”) and the related communications from the RBI. The Scheme was approved by National Company Law Tribunal (NCLT) vide its order dated March 17, 2023 and was filed with Registrar of Companies (“RoC”) on July 1, 2023 and has been given effect to in the Consolidated Financial Results as set out in the aforesaid note. Our opinion is not modified in respect of this matter.

Board of Directors’ Responsibilities for the Consolidated Financial Results

5. These Consolidated Financial Results have been compiled from the Consolidated Financial Statements. The Bank’s Board of Directors are responsible for the preparation and presentation of these Consolidated Financial Results that give a true and fair view of the consolidated net profit and other financial information, the Consolidated Statement of Assets and Liabilities and the Consolidated Statement of Cashflow of the Group including Employee Welfare Trust in accordance with the recognition and measurement principles laid down in Accounting Standards specified under Section 133 of the Act read with relevant rules issued thereunder, the RBI Guidelines and other accounting principles generally accepted in India and in compliance with Regulation 33 of the Listing Regulations. The respective Board of Directors of the entities included in the Group and the Trustees of the Employee Welfare Trust are responsible for maintenance of adequate accounting records in accordance with the provisions of the Act and RBI Guidelines for safeguarding of the assets of the Group and the Employee Welfare Trust and for preventing and detecting frauds and other irregularities; selection and application of appropriate accounting policies; making judgments and estimates that are reasonable and prudent; and the design, implementation and maintenance of adequate internal financial controls, that were operating effectively for ensuring accuracy and completeness of the accounting records, relevant to the preparation and presentation of the Consolidated Financial Results that give a true and fair view and are free from material misstatement, whether due to fraud or error, which have been used for the purpose of preparation of the Consolidated Financial Results by the Board of Directors of the Bank, as aforesaid.
6. In preparing the Consolidated Financial Results, the respective Board of Directors of the entities included in the Group and the Trustees of Employee Welfare Trust are responsible for assessing the ability of the Group and the Employee Welfare Trust to continue as a going concern, disclosing, as applicable, matters related to going concern and using the going concern basis of accounting unless the respective Board Directors and the Trustees either intends to liquidate the Group including the Employee Welfare Trust or to cease operations, or has no realistic alternative but to do so.




M M Nissim & Co LLP
Chartered Accountants
Barodawala Mansion
3rd floor, 81, Dr. Annie Besant Road,
Worli, Mumbai – 400018

Price Waterhouse LLP
Chartered Accountants
NESCO, IT Building III,
8th Floor, NESCO IT Park,
Goregaon (East), Mumbai – 400063

7. The respective Board of Directors of the entities included in the Group and the Trustees of the Employee Welfare Trust are also responsible for overseeing the financial reporting process the Group and the Employee Welfare Trust.

Auditor's Responsibilities for the Audit of the Consolidated Financial Results

8. Our objectives are to obtain reasonable assurance about whether the Consolidated Financial Results as a whole are free from material misstatement, whether due to fraud or error, and issue an auditor's report that includes our opinion. Reasonable assurance is a high level assurance, but is not a guarantee that an audit conducted in accordance with SAs will always detect a material misstatement when it exists. Misstatements can arise from fraud or error and are considered material if, individually or in the aggregate, they could reasonably be expected to influence the economic decisions of users taken on the basis of these Consolidated Financial Results.
9. As part of an audit in accordance with SAs, we exercise professional judgment and maintain professional scepticism throughout the audit. We also:
- Identify and assess the risks of material misstatement of the Consolidated Financial Results, whether due to fraud or error, design and perform audit procedures responsive to those risks, and obtain audit evidence that is sufficient and appropriate to provide a basis for our opinion. The risk of not detecting a material misstatement resulting from fraud is higher than for one resulting from error, as fraud may involve collusion, forgery, intentional omissions, misrepresentations, or the override of internal control.
 - Obtain an understanding of internal control relevant to the audit in order to design audit procedures that are appropriate in the circumstances. Under Section 143(3)(i) of the Act, we are also responsible for expressing our opinion on whether the Group and Employee Welfare Trust have adequate internal financial controls with reference to financial statements in place and the operating effectiveness of such controls.
 - Evaluate the appropriateness of accounting policies used and the reasonableness of accounting estimates and related disclosures made by the Board of Directors.
 - Conclude on the appropriateness of the Board of Directors' use of the going concern basis of accounting and, based on the audit evidence obtained, whether a material uncertainty exists related to events or conditions that may cast significant doubt on the ability of the Group and the Employee Welfare Trust to continue as a going concern. If we conclude that a material uncertainty exists, we are required to draw attention in our auditor's report to the related disclosures in the Consolidated Financial Results or, if such disclosures are inadequate, to modify our opinion. Our conclusions are based on the audit evidence obtained up to the date of our auditor's report. However, future events or conditions may cause the Group and the Employee Welfare Trust to cease to continue as going concern.
 - Evaluate the overall presentation, structure and content of the Consolidated Financial Results, including the disclosures, and whether the Consolidated Financial Results represent the underlying transactions and events in a manner that achieves fair presentation.
 - Obtain sufficient appropriate audit evidence regarding the financial information of the entities within the Group and the Employee Welfare Trust to express an opinion on the Consolidated Financial Results. We are responsible for the direction, supervision and performance of the audit of financial information of such entities included in the Consolidated Financial Results of which we are the independent auditors. For the other entities included in the Consolidated



M M Nissim & Co LLP
Chartered Accountants
Barodawala Mansion
3rd floor, 81, Dr. Annie Besant Road,
Worli, Mumbai – 400018


Price Waterhouse LLP
Chartered Accountants
NESCO, IT Building III,
8th Floor, NESCO IT Park,
Goregaon (East), Mumbai – 400063

Financial Results, which have been audited by other auditors, such other auditors remain responsible for the direction, supervision and performance of the audits carried out by them. We remain solely responsible for our audit opinion.

10. We communicate with those charged with governance of the Bank regarding, among other matters, the planned scope and timing of the audit and significant audit findings, including any significant deficiencies in internal control that we identify during our audit.
11. We also provide those charged with governance of the Bank with a statement that we have complied with relevant ethical requirements regarding independence, and to communicate with them all relationships and other matters that may reasonably be thought to bear on our independence, and where applicable, related safeguards.
12. We also performed procedures in accordance with the circular issued by the SEBI under Regulation 33(8) of the Listing Regulations, as amended, to the extent applicable.

Other Matters

13. We did not audit the financial information of 2 subsidiaries and an Employee Welfare Trust included in the Consolidated Financial Results, whose financial information reflect total assets of Rs. 1,08,464.64 crore and net assets of Rs. 16,270.52 crore as at March 31, 2024 crore, total revenues of Rs. 18,620.83 crore, total net profit after tax of Rs. 3,375.20 crore, and cash flows of Rs. 1,837.48 crore for the year ended March 31, 2024, as considered in the Consolidated Financial Results. These financial information have been audited by other auditors whose reports have been furnished to us by the Bank's Management and our opinion on the Consolidated Financial Results, in so far as it relates to the amounts and disclosures included in respect of these subsidiaries and the Employees Welfare Trust is based solely on the reports and other communications of the other auditors who have issued an unmodified opinion on the said financial information, and the procedures performed by us as stated in paragraph 12 above.
14. We did not audit the financial information of 7 subsidiaries included in the Consolidated Financial Results, whose financial information reflect total assets of Rs. 36,064.32 crore and net assets of Rs. 10,998.90 crore as at March 31, 2024, total revenues of Rs. 12,313.45 crore, total net profit after tax of Rs. 1,459.65 crore, and cash flows of Rs. 164.34 crore for the period from July 1, 2023 to March 31, 2024, as considered in the Consolidated Financial Results. These financial information have been audited by other auditors whose reports and other communications have been furnished to us by the Bank's Management and our opinion on the Consolidated Financial Results, in so far as it relates to the amounts and disclosures included in respect of these subsidiaries is based solely on the reports and other communications of the other auditors who have issued an unmodified opinion on the said financial information, and the procedures performed by us as stated in paragraph 12 above.



M M Nissim & Co LLP
Chartered Accountants
Barodawala Mansion
3rd floor, 81, Dr. Annie Besant Road,
Worli, Mumbai – 400018


Price Waterhouse LLP
Chartered Accountants
NESCO, IT Building III,
8th Floor, NESCO IT Park,
Goregaon (East), Mumbai – 400063

15. We did not audit the financial information of 1 subsidiary included in the Consolidated Financial Results, whose financial information reflect total assets of Rs. 3,02,768.19 crore and net assets of Rs. 14,666.39 crore as at March 31, 2024, total revenues of Rs. 78,409.16 crore, total net profit after tax of Rs. 1,099.42 crore and cash flows of Rs. 383.52 crore for the period from July 1, 2023 to March 31, 2024, as considered in the Consolidated Financial Results. These financial information have been audited jointly by a network audit firm of one of the joint auditor of the Bank along with the other joint auditor of the subsidiary, whose report and other communication have been furnished to us by the Bank's Management and our opinion on the Consolidated Financial Results, in so far as it relates to the amounts and disclosures included in respect of this subsidiary is based solely on the audit report and other communications issued by the said joint auditors of the subsidiary who have issued an unmodified opinion on the said financial information, and the procedures performed by us as stated in paragraph 12 above.
16. The special purpose financial information of erstwhile HDFC Limited as at the day beginning of July 1, 2023 (i.e. the appointed and effective date for the Scheme) considered to give effect to the Scheme as on that date was audited by other auditors, whose report expressing an unmodified opinion thereon, has been furnished to us by the Management.

Our opinion on the Consolidated Financial Results is not modified in respect of the above matters stated in paragraphs 13 to 16 with respect to our reliance on the work done and the reports of the other auditors.

17. The following other matter paragraph has been included in the audit report on the special purpose consolidated financial information of HDFC Life Insurance Company Limited ('HDFC Life/ the Parent Company' referred to in its report), a subsidiary of the Bank, issued by their auditors, vide their report dated April 19, 2024 :

"The actuarial valuation of liabilities for life policies in-force and policies where premium is discontinued but liabilities exist, is the responsibility of the Holding Company's Appointed Actuary (the "Appointed Actuary"). The actuarial valuation of these liabilities as at March 31, 2024 has been duly certified by the Appointed Actuary and in her opinion, the assumptions for such valuation are in accordance with the guidelines and norms issued by the Insurance Regulatory and Development Authority of India ("IRDAI") and the Institute of Actuaries of India in concurrence with the Authority. We have relied upon the Appointed Actuary's certificate in this regard for forming our opinion on the valuation of liabilities for life policies in force and for policies in respect of which premium has been discontinued but liability exists, as contained in the special purpose consolidated financial statements"



M M Nissim & Co LLP
Chartered Accountants
Barodawala Mansion
3rd floor, 81, Dr. Annie Besant Road,
Worli, Mumbai – 400018

Price Waterhouse LLP
Chartered Accountants
NESCO, IT Building III,
8th Floor, NESCO IT Park,
Goregaon (East), Mumbai – 400063


18. The following other matter paragraph has been included in the audit report on the special purpose consolidated financial information of HDFC ERGO General Insurance Company Limited ('HDFC Ergo/the Company' as referred to in its report), a subsidiary of the Bank, issued by their auditors, vide their report dated April 16, 2024 :

"The actuarial valuation of liabilities for non-life policies is the responsibility of the Company's Appointed Actuary (the "Appointed Actuary"). The actuarial valuation of the outstanding claims reserves that are estimated using statistical methods, Premium Deficiency Reserve (the "PDR"), Incurred but Not Reported ("IBNR") including Incurred but Not Enough Reported ("IBNER") as at 31 March 2024 has been duly certified by the Appointed Actuary and in his opinion, the assumptions for such valuation are in accordance with the guidelines and norms issued by IRDAI and the Institute of Actuaries of India in concurrence with the Authority. We have relied upon the Appointed Actuary's certificate in this regard for forming our opinion on the valuation of liabilities for outstanding claims reserves that are estimated using statistical methods, PDR, IBNR (including IBNER) reserves, as contained in the special purpose financial information of the Company."

Our opinion is not modified in respect of the matters stated in paragraph 17 and 18 above.

19. The Consolidated Financial Results include the results for the quarter ended March 31, 2024 being the balancing figures between the audited figures in respect of the full financial year and the published unaudited year to date figures up to the third quarter of the current financial year, which are neither subject to limited review nor audited by us.
20. The Consolidated Financial Results dealt with by this report have been prepared for the express purpose of filing with National Stock Exchange of India Limited and BSE India Limited. These results are based on and should be read with the audited Consolidated Financial Statements of the Group and the Employee Welfare Trust for the year ended March 31, 2024 on which we have issued an unmodified audit opinion vide our report dated April 20, 2024.


For M M Nissim & Co LLP
Chartered Accountants
Firm Registration Number: 107122W/W100672




Sanjay Khemani
Partner
Membership Number: 044577
UDIN: 24044577BKFGRX3268
Place: Mumbai
Date: April 20, 2024



For Price Waterhouse LLP
Chartered Accountants
Firm Registration Number: 301112E/E300264



Sharad Vasant
Partner
Membership Number: 101119
UDIN: 24101119BKFOAQ8776
Place: Mumbai
Date: April 20, 2024



M M Nissim & Co LLP
Chartered Accountants
Barodawala Mansion
3rd floor, 81, Dr. Annie Besant Road,
Worli, Mumbai – 400018

Price Waterhouse LLP
Chartered Accountants
NESCO, IT Building III,
8th Floor, NESCO IT Park,
Goregaon (East), Mumbai – 400063

Annexure I

List of entities included in the Consolidated Financial Results

Parent Company

HDFC Bank Limited

Subsidiaries

Sr. No.	Name of the Entity	Relationship
1	HDB Financial Services Limited	Direct Subsidiary
2	HDFC Securities Limited	Direct Subsidiary
3	Griha Investments (located in Mauritius)	Direct Subsidiary w.e.f. July 1, 2023
4	Griha Pte Limited (located in Singapore)	Direct Subsidiary w.e.f. July 1, 2023
5	HDFC Asset Management Company Limited	Direct Subsidiary w.e.f. July 1, 2023
6	HDFC Capital Advisors Limited	Direct Subsidiary w.e.f. July 1, 2023
7	HDFC Ergo General Insurance Company Limited	Direct Subsidiary w.e.f. July 1, 2023
8	HDFC Life Insurance Company Limited	Direct Subsidiary w.e.f. July 1, 2023
9	HDFC Sales Private Limited	Direct Subsidiary w.e.f. July 1, 2023
10	HDFC Trustee Company Limited	Direct Subsidiary w.e.f. July 1, 2023
11	HDFC AMC International (IFSC) Limited (located in Gift City)	Indirect Subsidiary w.e.f. July 1, 2023 (consolidated in HDFC Asset Management Company Limited)
12	HDFC International Life and Re Company Limited (located in Dubai)	Indirect Subsidiary w.e.f. July 1, 2023 (consolidated in HDFC Life Insurance Company Limited)
13	HDFC Pension Management Company Limited	Indirect Subsidiary w.e.f. July 1, 2023 (consolidated in HDFC Life Insurance Company Limited)

Others

Sr. No.	Name of the Entity	Relationship
1	HDB Employee Welfare Trust	Employee Welfare Trust

